Our Nation's Air

https://gispub.epa.gov/air/trendsreport/2024

Air Quality Improves as America Grows

Economic Strength with Cleaner Air

Between 1970 and 2023, the combined emissions of the six common pollutants ($PM_{2.5}$ and PM_{10}, SO2, NOx, VOCs, CO and Pb) dropped by 78 percent. This progress occurred while the U.S. economy continued to grow, Americans drove more miles and population and energy use increased.

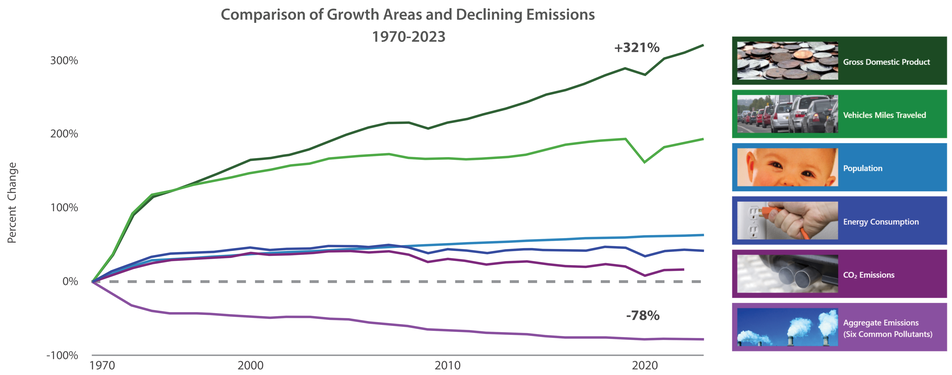

Air Quality Trends Show Clean Air Progress

While some pollutants continue to pose serious air quality problems in areas of the U.S., nationally, criteria air pollutant concentrations have dropped significantly since 1990 improving quality of life for many Americans. Air quality improves as America grows.

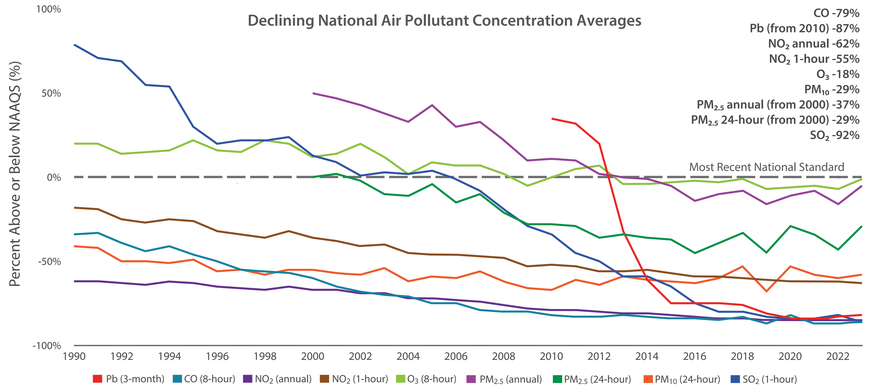

Air Pollutant Emissions Decreasing

Emissions of key air pollutants continue to decline from 1990 levels. These reductions are driven by federal and state implementation of stationary and mobile source regulations.

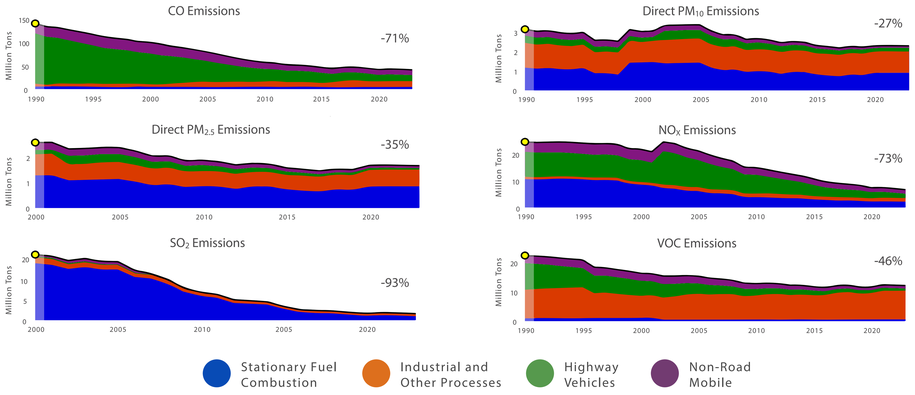

Unhealthy Air Days Show Long-Term Improvement

The Air Quality Index (AQI) is a color-coded index EPA uses to communicate daily air pollution for ozone, particle pollution, NO_2, CO, and SO_2. A value in the unhealthy range, above national air quality standard for any pollutant, is of concern first for sensitive groups, then for everyone as the AQI value increases. Fewer unhealthy air quality days means better health, longevity, and quality of life for all of us.

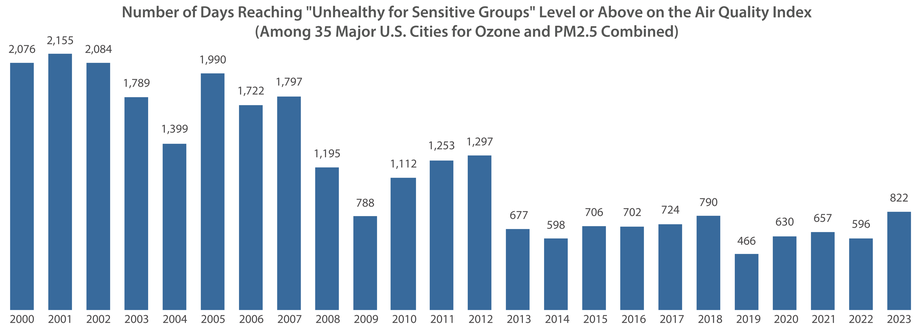

Unhealthy air quality days vary year to year, influenced not only by pollution emissions but also by natural events, such as dust storms and wildfires, and variations in weather.

Status and Trends Through 2023